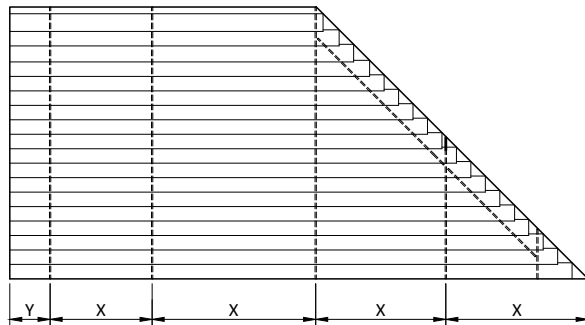
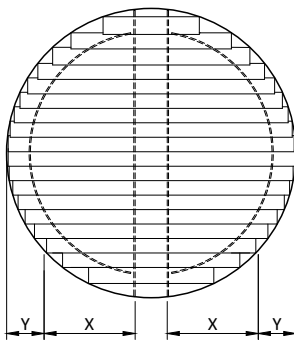
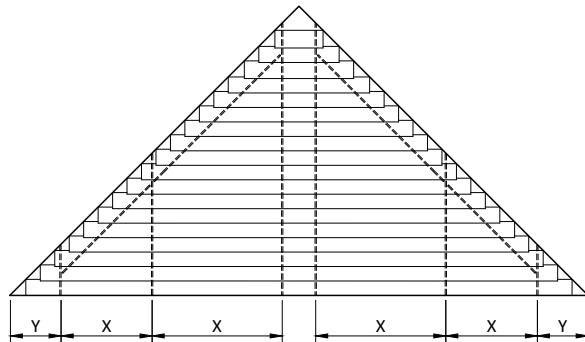
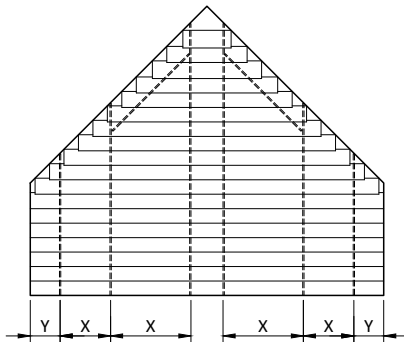
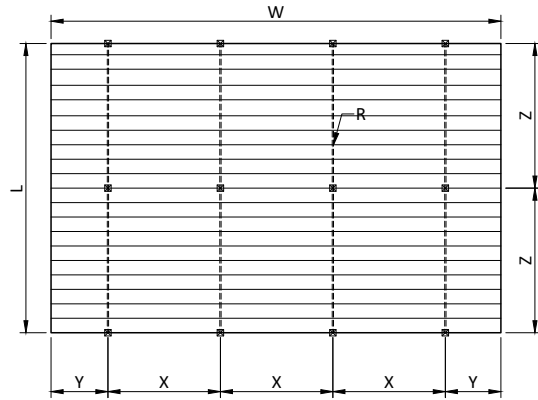



148W Western Red Cedar (WRC)

DATA 148W



148x16mm wood louvers



	
width	W
length / drop / height	L
rack arm distance	X
slat side overhang	Y
support distance	Z
heavy duty rack arm 65 mm	
box rack arm 120 mm	
number of rack arms	R

INTERNAL
max. 20m ²
max. 150 cm
max. 30 cm
max. 250 cm
max. 500 cm
minimum # rack arms
-210 cm = 2 pcs
211-360 cm = 3 pcs

EXTERNAL
max. 18m ²
max. 150 cm
max. 30 cm
max. 225 cm
max. 400 cm
minimum # rack arms
-210 cm = 2 pcs
211-360 cm = 3 pcs

Larger systems than max* can be calculated and designed by Horiso.



E: info@horiso.com.au | T: +61 2 8755 4500

horiso.com.au